



The Kite
Academy
Trust
Flying high
together




Holly Lodge
Primary Academy



Welcome
to Year 2





Meet the team



Holly Lodge
Primary Academy



Chipmunks Class

Class teacher:
Mrs Branchett



LSAs:
Mrs Mann
Mrs Joel



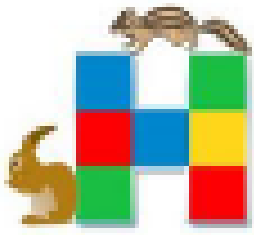
Rabbits Class

Class teacher:
Mrs Trendall



LSA:
Mrs Underwood






What you will need:




Holly Lodge
Primary Academy



- Named water bottle – water only.
- A variety of fresh fruit is provided for all children at school every day, but a fruit/vegetable or breadsticks can be brought in from home if preferred.
- Clothes appropriate for weather (raincoat/sunhat)
- PE Kit: PE days are Tuesday after break and Wednesday first thing.
Please ensure PE kit is in school every day – all items must be named.
- Book bag (maximum of 1 key ring and no large rucksacks)
- Painting apron
- Full school uniform with school shoes





Uniform – Everything to be named

Summer

Dress (optional)	Green & white gingham
Sweatshirt/Cardigan	Green with logo (logo optional)
Socks	Grey, black, white or green
Trousers/Shorts	Grey or charcoal
Polo shirt	White (logo optional)

PE Kit

PE Bag	Bottle green or black
Shorts	Bottle green
T-shirt	White plain round neck (HL logo optional)
Sweatshirt and jogging bottoms	Dark colours (no hoods) (eg. Navy, black, grey)
Trainers	Dark colours or white (no plimsolls)

Winter

Uniform style trousers	Grey or charcoal
Skirt or Pinafore dress	Grey
Sweatshirt/Cardigan	Green with logo (logo optional)
Polo shirt	White (logo optional)
Socks/Tights	Grey, black, white or green (no trainer style socks)

Shoes

All shoes must be black or navy with laces, Velcro or buckle fastening. No trainers or boots.

Hair

Hair below the shoulder must be tied back with a hair bobble or basic scrunchie. All accessories must be black, dark green or brown in colour. No extreme hairstyles.

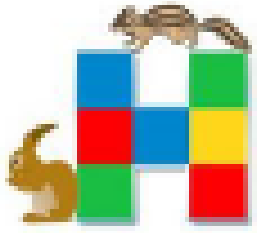
The only jewellery allowed is a watch and simple plain stud earrings. Earrings must be removed for PE or if they cannot be removed, provide tape to cover

Attendance



If your child misses.....	That equals.....	Which is....	Over 13 years of schooling that is....
10 minutes a day	50 minutes a week	1.5 weeks a year	Nearly 1/2 a year of lost learning
20 minutes a day	1 hour 40 minutes a week	2.5 weeks per year	Nearly 1 year of lost learning
30 minutes a day	1/2 a day a week	4 weeks per year	Nearly 1.5 years of lost learning
1 hour a day	1 day a week	8 weeks per year	Nearly 2.5 years of lost learning
If your child is late twice a week (10 minutes)	That equals 20 minutes a week	2 whole school days a year	Over 13 years school that is half a term of lost learning





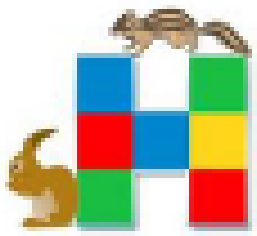
Our Themes



Holly Lodge
Primary Academy



Term	Theme
Autumn 1	“London”
Autumn 2	“Fire, Fire”
Spring 1	“Castles and Dragons”
Spring 2	“Healthy Me”
Summer 1	“Who lives in a place this?”
Summer 2	“We’re going on a Journey”



A typical day in Year 2



Holly Lodge
Primary Academy



8.30 - 8.45 – Soft start. Opportunities for learning available in classroom

8.45 Register and day ahead

8.45 - 9.05 Daily Mile



9.10 - 10.30 Numeracy

10.30 - 10.45 – Playtime (snack to be eaten on playground)



10.45 - 11.45 – Literacy

11.45 - 12 - Phonics

12 - 1pm Lunchtime

1 - 3pm Curriculum learning

3 - 3.15 Story and getting ready for home




Home Learning



Holly Lodge
Primary Academy



	Reading	English	Maths	Other
Reception	4 x week Reread same book*			
Year 1	1 x week <u>Share</u> another book**	Daily phonics practice	1 x week White Rose 1-Minute Maths App	
Year 2	5 x week 10 mins a day	1 x week Up to 15 min activity	1 x week Up to 15 min activity Including Numbots/ TTRS	
Year 3	5 x week 10 mins a day	1 x week Up to 20 min activity	1 x week Up to 20 min activity Including TTRS	Lexia***
Year 4	5 x week Min. 10 mins a day	1 x week Up to 20 min activity	1 x week Up to 20 min activity Including TTRS	
Year 5	5 x week Min. 15 mins a day	1 x week Up to 30 min activity	1 x week Up to 30 min activity Including TTRS	
Year 6	5 x week Min. 15 mins a day	2 x week 1 comprehension & 1 spelling Up to 30 min activity	1 x week Up to 30 min activity Including TTRS	




Home Reading



Holly Lodge
Primary Academy



- **Reading is fundamental to every part of your child's education but also their emotional development, empathy skills and mental health**
- Spend time sharing reading scheme texts in a relaxed manner, take time to introduce the book, talk about the title, look at the pictures closely as they help to deepen the meaning. Ask your child to predict what might happen, how characters are feeling, make connections to your own lives, ask them what they can see.
- Read texts more than once, familiarity encourages confidence to develop. Do fill in your child's reading record so that we can judge when to change books.
- Bed time stories or family reading time are so important to build a love of reading. Read stories that you can enjoy together, don't expect the child to read the bedtime story, keep it relaxed and fun.



Home Reading



Holly Lodge
Primary Academy



- If you are struggling with supporting your child's reading, please ask for help.
- The School Library is open every Thursday 3.15 – 3.45 for parents to visit with their child.
- There are a wealth of resources on the school website to help with ideas for supporting reading on the school library page.

A Year 6 child who spends 1 minute per day reading, will read 8 thousand words a year. One who reads for 20 minutes will read 2.8 million!!



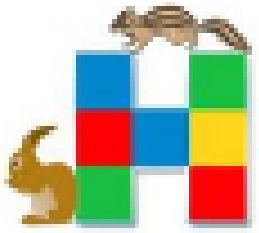
Seesaw



Holly Lodge Primary Academy






- What is Seesaw?
 - The virtual learning platform used at Holly Lodge. Think of it as an online learning book – a place for your child to share their learning with their teacher and with you.
 - Seesaw is not: a social media site, a means of communication with your child’s teacher or where new information will be shared
- Where is Seesaw used?
 - At home: by Key Stage 2, home learning is given out and submitted on Seesaw (with paper copies available when appropriate)
 - Children can send in extra learning or relevant achievements from home through Seesaw
 - Children use Seesaw in school to record and store learning
- How do I support my child in using Seesaw at home?
 - You will receive letter with instructions and QR code. The QR code is a password.
 - On a computer, use the website: <https://app.seesaw.me>
 - On a mobile device: Install the Seesaw Class App




Behaviour Choices



Holly Lodge
Primary Academy



- The traffic light system links to our class/school rules and helps you with your behaviour choices.
- We all begin the day on green. If you show exceptionally good behaviour then you might get to gold which earns you 5 stars points. You also earn 5 stars if you stay on green all week.
- You might go on yellow if you haven't made a good behaviour choice, this is a warning. You can get back on green quickly if you make better choices.
- If your behaviour choices don't improve then you will move to orange and miss 5 minutes of playtime.
- If it still doesn't improve then you will have to move to red and miss 15 minutes of playtime, a red zone letter goes home and your parents are notified.
- In some very serious situations you can move straight to orange or red for certain behaviour choices.



Rewards



Holly Lodge
Primary Academy




- Star points and going onto gold is given for showing the Holly Lodge values, for meeting targets/ showing excellent learning and for making good behaviour choices.



Respect
Effort
Achievement
Care
Honesty





Anti - bullying



Holly Lodge
Primary Academy



 **Stop Bullying!**

Bullying is when someone is unkind...

Several

Times

On

Purpose

If you are being bullied or if you see bullying...


Start

Telling

Other

People





Have a great Summer holiday

We look forward to welcoming you into Year 2 on
Monday 5th September!

Any questions?